

PSVaG

Insolvenzversicherung
der Betriebsrenten



| **2019**
Annual Report

Who we are

We are a self-help institution within the German economy providing statutory protection for occupational pension schemes in the event of employer insolvency.

Creating a secure future for this instrument of entrepreneurial responsibility and culture is a socio-political task of the utmost importance.

We operate as a mutual insurance association. We act on the basis of our statutory remit in the interests of our members and their beneficiaries.

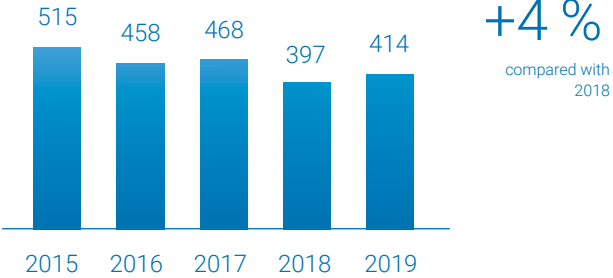
It is our role to intervene in the event of an employer becoming insolvent, and we currently secure the old-age occupational pensions of more than 11 million people.

By working in a focused manner and in a spirit of partnership, our aim is to achieve a high level of satisfaction among our members and those who are entitled to benefits.

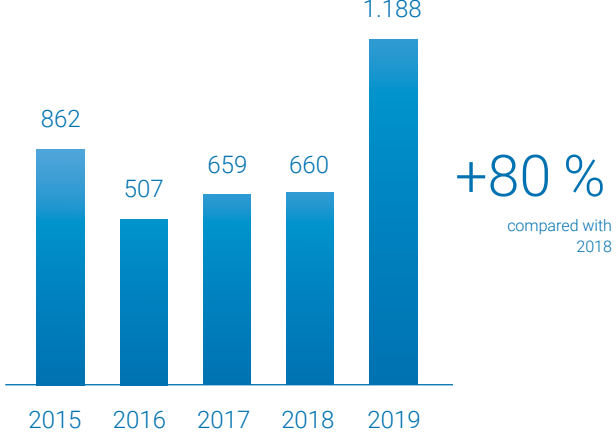
Figures for the 2019 financial year

	2019	2018
Membership	95,250	95,100
Contribution assessment base	€ 348 billion	€ 345 billion
Contribution rate	3.1‰	2.1‰
Total contributions	€ 1,081 million	€ 737 million
Insurable cases	414	397
Claim volume	€ 1,188 million	€ 660 million
Registered beneficiaries	4,200	8,300
Registered persons with entitlement to benefits	13,700	10,500
Compensation fund	€ 3.1 billion	€ 3.0 billion
Total assets	€ 7.5 billion	€ 6.5 billion
Employees	251	237

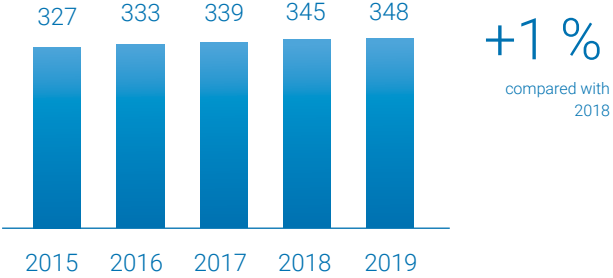
No. of insurable cases



Volume of claims in € millions



Contribution assessment base in € billions



Contribution rate in %

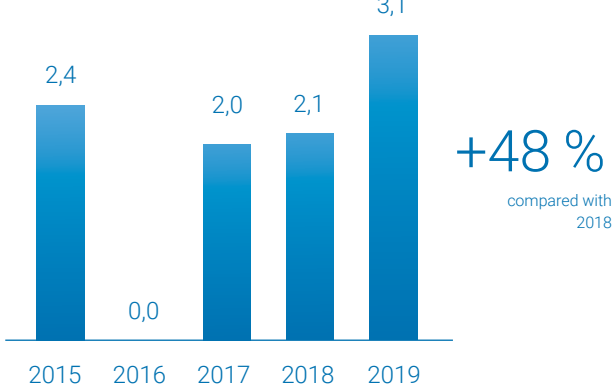


Table of contents

Who we are	3	Annual Financial Statements	31
Figures for the 2019 financial year	4	Annual balance sheet as at 31 December 2019	32
<hr/>		Income statement	34
Corporate Management	7	<hr/>	
Letter from the Board of Management	8	Notes	37
Supervisory Board	10	10-year overview	38
<hr/>		Members of the Consortium for the PSVaG	39
Management Report	11	Contact details	41
Basic principles of the PSVaG	12		
The 2019 financial year	14		
Our services	15		
Our membership	19		
Capital investments	21		
Employees	23		
Risk report	24		
Opportunities and aims for 2020	28		
Forecast and outlook	29		

Corporate management

Letter from the Board of Management	8
Supervisory Board	10

Letter from the Board of Management

Ladies and gentlemen

The old-age pension system continues to figure highly on the political and public agenda in Germany. In particular, the issue of poverty in old age is throwing up questions that also affect the PSVaG. By setting up a pensions commission, German lawmakers have signalled the importance of the pensions issue. Over the past 45 years the PSVaG has taken over the payment of benefits for more than 1.4 million people with entitlement to benefits, with employers raising an additional amount of more than EUR 23 billion for this purpose. What this means is that insolvency-protected old-age occupational pension provision is making a key contribution to securing the standard of living enjoyed by retired employees.

In 2019, based on a contribution rate of 3.1 per thousand, employers have raised approximately EUR 1.1 billion. This represents a slight increase on the burden placed on members compared with the average over earlier years. While we were still optimistic at the time of our members' meeting in June that we could keep the contribution rate below 2 per thousand, we were overtaken by events in the autumn with the occurrence of a number of large and relatively large insolvencies. As we became aware of this development, the PSVaG updated members, announcing that the expected rate would be 3.0 to 3.5 per thousand, and in this way giving companies time to adapt to the changed situation.

One employee took the PSVaG to the European Court of Justice after his pension fund (Pensionskasse) had cut the amount of benefits being paid to him and in light of the fact that his employer, which had previously been offsetting this reduction in his pension, had become insolvent. In its ruling the ECJ decided that the PSVaG would only be required to pay the shortfall if the benefit had been reduced by more than 50% or if the reduction was manifestly disproportionate on other grounds. To this extent the ruling was not a surprise. However, the ECJ also clarified its precise understanding of the term "manifestly disproportionate". A reduction of less than 50% would still be classed as manifestly disproportionate if it meant that the employee would as a result have to live below the at-risk-of-poverty threshold determined by Eurostat. Consequently, in such a case a state body would be required to intervene. Whether this applies in this case and whether the PSVaG should then be required to intervene on the state's behalf has not yet been decided by the Federal Labour Court, to whom this point was referred. The PSVaG is however assuming that it is not formally responsible in the absence of any previous statutory provision obliging it to guarantee the obligations of Pensionskassen.

Nevertheless, in the context of this case, the lawmakers have noted that the situation as defined in 1974, when the German Law on the Improvement of Occupational Old-age Pensions (BetrAVG) was being drafted, according to which benefits payable by Pensionskassen are not additionally guaranteed by the PSVaG, must be reviewed. For its part, the PSVaG has been involved from an early stage in the deliberations regarding a new legislative process to extend its remit. At the time of writing this Annual Report, the first legislative proposals have been prepared and are being discussed

by the PSVaG in close consultation with the Confederation of German Employer Organisations (BDA). The aim must always be to reconcile the justified interests of members with the lawmakers' views on extending the scope of insolvency insurance. In light of the existing financing concept, based on solidarity among all members, a fair financial arrangement for all members, old and new, must be found. It is also important that payments can be processed simply and quickly.

Alongside projects needed to implement new, additional regulatory requirements, such as the continued implementation of the European General Data Protection Regulation (GDPR) and BaFin's "Supervisory Requirements for IT in Insurance Undertakings" (VAIT), we also launched and continued working on further ambitious projects during the year under review. The delayed contribution assessment base reports were submitted electronically in 2019 by the companies, and it will now be possible for all regular reports to be sent electronically in 2020. Similarly, all changes relating to company law can now be notified using a dedicated reporting process that can be accessed via our website. Many other projects, also with regard to digitalisation, aim to optimise the service that we provide and make it easier for our members, recipients of benefits and those with benefit entitlements to communicate with the PSVaG.

Reducing entitlements that relate to insolvencies that occurred some time ago was another focus of our work in 2019. There is a large number of individual cases that are disproportionately labour-intensive and with regard to which the PSVaG is reliant on the cooperation of third parties. Our employees are pursuing all of these tasks with a high degree of dedication. We would like to express our sincere thanks to them for their outstanding contribution to our success.

Cologne, 11 March 2020



Dr. Marko Brambach

Insolvency and Benefits
Legal and Personnel



Hans H. Melchior

Members and Contributions
Technology and Finance

Supervisory Board

Prof. Dr. sc. techn. Dieter Hundt

Chairman

Chairman of the Supervisory Board,
Allgaier Werke GmbH, Uhingen
Honorary President, Confederation of German
Employer Organisations (BDA), Berlin

Dr. Jörg Freiherr Frank von Fürstenwerth

Deputy Chairman

CEO and member of the Executive Board of the
German Insurance Association (GDV), Berlin

Dr. Rudolf Muhr

Deputy Chairman

Chairman of the Advisory Board of
Muhr und Bender KG, Attendorn

Claudia Andersch

(Member since 6 August 2019)

Chair of the Board, R+V Krankenversicherung AG,
R+V Lebensversicherung AG,
R+V Lebensversicherung a.G. and
R+V Pensionsversicherung a.G., Wiesbaden

Klaus Bräunig

Lawyer, Berlin

Dr. Gerhard F. Braun

Chairman of the Advisory Board, Heger Gruppe,
Enkenbach-Alsenborn
President of the Rhineland-Palatinate Regional
Association of Organisations of Entrepreneurs,
Mainz

Brigitte Faust

President, Food and Drink Employers' Association,
Berlin

Dr. Reinhard Göhner

Lawyer, Kirchlingern

Alexander Gunkel

Member, Executive Board of the Confederation of
German Employer Organisations (BDA), Berlin
Norbert Heinen (deceased on 8 April 2019)
Chairman of the Board,
Württembergische Lebensversicherung AG,
Stuttgart

Janina Kugel

Member of the Managing Board, Siemens AG,
Munich

Horst-Werner Maier-Hunke

Managing Director, DURABLE Hunke & Jochheim
GmbH & Co. KG, Iserlohn
Honorary President, North Rhine-Westphalian
Regional Association of Organisations of
Entrepreneurs, Düsseldorf

Dr. Andreas Wimmer

Member of the Management Board,
Allianz Lebensversicherungs-AG, Stuttgart

| Management Report

Basic principles of the PSVaG	12
The 2019 financial year	14
Our services	15
Our membership	19
Capital investments	21
Employees	23
Risk report	24
Opportunities and aims for 2020	28
Forecast and outlook	29

Basic principles of the PSVaG

Object of the insurance

The PENSIONS-SICHERUNGS-VEREIN Versicherungsverein auf Gegenseitigkeit (PSVaG) is the statutory agency providing insolvency protection for occupational pension schemes. Its sole purpose is to guarantee occupational pensions in the event of an employer becoming insolvent in the Federal Republic of Germany, where this guarantee function is fulfilled pursuant to the Fourth Section of the German Act for the Improvement of Occupational Old-age Pensions (BetrAVG), and in the Grand Duchy of Luxembourg.

The insolvency insurance covers the following schemes where the fulfilment of acquired claims to an occupational pension is jeopardised by the employer becoming insolvent. Such schemes comprise:

- 1. direct pension commitments, also referred to as direct commitments**
- 2. indirect pension commitments through**
 - a) direct pension insurance plans – only in the case of revocable rights or irrevocable entitlements if these have been assigned, presented as security or pledged,
 - b) relief fund commitments,
 - c) pension funds.

On the basis of a General Agreement (Section 8, para. 1 of BetrAVG in conjunction with Section 2, para. 2 of its Articles of Association), the PSVaG insurers old-age pension obligations assumed as a result of an employer becoming insolvent with a consortium currently numbering 49 life insurance undertakings. The executive insurer of the Consortium for the PSVaG is Allianz Lebensversicherungs-AG, Stuttgart.

Source of funds, financing procedure

The funds used to cover insolvency insurance claims are raised pursuant to Section 10 of BetrAVG in the form of statutory contributions from those employers who provide occupational old-age pensions through the schemes subject to compulsory insolvency insurance referred to above. The contributions must be sufficient to cover the following:

- the present value of claims to insolvency insurance benefits that arise during the current calendar year (base accounting interest rate pursuant to Section 235, para. 1 no. 4 of the Insurance Supervision Act - VAG),
- the difference between the present value of the entitlements to benefits forming the subject of claims due to insolvency cases at the end of the calendar year and the equivalent present value at the end of the previous year,
- administrative and other costs,
- payments made into a compensation fund designated by the German Federal Financial Supervisory Authority (BaFin), and
- payments into a loss reserve account pursuant to Section 193 of VAG.

The capitalised values of both the pensions requiring payment and the insurable pension entitlements are financed in the year of insolvency from the contributions received by the PSVaG.

The required levels of contributions are calculated during the last quarter of the year and apportioned to all of the employers who are subject to compulsory contributions. A characteristic feature of this process is the fact that the contribution rates reflect differences in claim volumes from one year to the next.

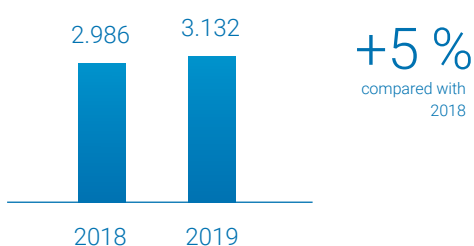
Dealing with contribution peaks

Contribution peaks may be alleviated by using the compensation fund and/or by applying a smoothing method. In the event of a high volume of claims, the compensation fund may be used with the consent of the German Federal Financial Supervisory Authority (BaFin) to reduce the contribution rate. The smoothing process may be used to distribute the annual contributions required over the current and up to four subsequent calendar years. This option has only been used once to date, in 2009, while the compensation fund has been used four times.

With regard to the compensation fund, as required by the PSVaG's Articles of Association, BaFin stipulated in 2017 that allocations must be made to the fund at least until a target of 9% of the contribution assessment base has been reached pursuant to Section 10, para. 2 of BetrAVG. This allocation is carried out anti-cyclically in that the higher the claim expenses, the lower the allocation.

As at the 2019 year-end, the target level for the compensation fund was € 3,132 million, which was reached by allocating an amount of € 146 million.

Size of compensation fund in € millions



Corporate governance and compliance

For the past ten years the PSVaG has applied the German Corporate Governance Code insofar as the recommendations and proposals that it contains have been applicable and appropriate to it in its capacity as a self-help institution within the German economy.

Given the latest reform of the Code, the PSVaG has given intensive consideration to whether it should continue to apply it in this way. The principles, recommendations and proposals contained in the Code are targeted primarily at listed companies and are therefore not entirely applicable to the PSVaG.

Many of the Code's rules have little to do with the aim pursued by the PSVaG.

In addition, a large number of the remaining and appropriate topics of the Code already apply to the PSVaG through regulatory requirements. Finally, applying those aspects of the Code that can be applied involves considerable administrative work for the PSVaG, without creating any relevant added value.

Regardless of this, it goes without saying that the objective of the German Corporate Governance Code, namely good and responsible corporate management, remains the correct objective and an important objective for the PSVaG.

Supervision by BaFin

In its capacity as a mutual insurance association, the PSVaG is subject to supervision by the German Federal Financial Supervisory Authority (BaFin).

The 2019 financial year

Overview of the financial year

The general level of insolvencies affecting the PSVaG was very moderate during the first six months of the year, resulting in a favourable forecast. It was only during the second half of 2019 that several companies with significant old-age pension commitments began announcing their insolvency, resulting in large-scale claims. Consequently, the forecast required urgent revision in early October, leading to a contribution rate that was higher than the long-term average. The Consortium's dividends were reduced as expected.

Income as defined in Section 9 of BetrAVG and income from investments were higher than forecast while administrative costs were as expected. The allocation to the compensation fund was lower than technically possible, as the target of 9% of the contribution assessment base was reached.

As required by the PSVaG's Articles of Association, 0.5% of the present value of the projected benefit obligation was allocated to the loss reserve. However, with this value increasingly significantly due to higher claims, the target level was not achieved in contrast to the situation in the previous year.

The PSVaG implemented a range of projects during the financial year. Alongside technical digitalisation projects and other non-technical projects, as well as measures required to implement new regulations, a relocation project was also launched as the Association's current premises will not be able to meet technical and air conditioning requirements in the longer term and it was not possible to make the required modifications to the existing site. The PSVaG rented an office building in Cologne-Gremberghoven. It will move into this building in the 2nd quarter of 2021.

Required contribution level

The required contribution level of € 1,080 million was based on the contribution assessment base as reported by members for 2019 in the amount of € 348 billion. This gives a contribution rate of 3.1%. The past financial year has once again shown the extent to which the volume of claims is dependent on individual events, with the result that it is not possible to make accurate predictions regarding the required contribution level, even by the middle of the year.

The weighted average contribution rate for the past five years is 1.9%, with a weighted average for the past ten years of 2.0%. The average for all 45 previous financial years is 2.8%.

No advance payment was charged in 2019. A decision regarding the charging of an advance payment for 2020 will be taken during the first half of the year.

Annual Financial Statements

The Annual Financial Statements for the 2019 financial year have been prepared in accordance with the German Ordinance on Insurance Accounting (RechVersV). In line with the PSVaG's Articles of Association, € 18 million was allocated to the loss reserve.

The income statement automatically shows a negative technical result. However, this is offset by the non-technical positions.

Our largest income item was members' contributions. Pursuant to Section 10, para. 2 of BetrAVG, the required contributions must cover gross ex-

Our services

penses for insurance claims, the allocation to the compensation fund and the loss reserve, and administrative and other costs.

Income as defined in Section 9 of BetrAVG, the dividends from the Consortium and capital income, which totalled € 451 million, helped to greatly reduce the required volume of contributions, down to € 1,080 million. The individual items are explained in further detail in the “Our services” and “Capital investments” sections.

The calculation of contributions carried out in October 2019 reflected anticipated developments for the full 2019 year based on the development up until that point. As is the case every year, it was necessary to include estimates and extrapolations for the final months to the year-end.

The 2019 financial statements show a better overall financial situation than was anticipated when the contributions were being calculated as some major claims did not occur until 2020. Consequently, € 114 million was allocated to the provision for contribution reimbursements.

This amount will reduce the level of contributions for 2020. Overall, the annual financial statements show a balanced result.

Members’ meeting

At the members’ meeting held on 8 July 2019 in Cologne and chaired by the Chairman of the Supervisory Board, the actions of the Board of Management and Supervisory Board were ratified.

Insolvencies

The general level of insolvencies in the German economy dipped again during 2019. With a total of 18,749 company insolvencies, the figures were down 2.9% on the previous year.

In contrast, the number of insolvencies with an impact on the PSVaG and the number of persons entitled to benefits remained at 2018 levels and was therefore still lower than the long-term average.

Higher pensions per claim

The increase in claim expenses can be explained by the rise in pension obligations that the PSVaG was obliged to take over. On average, these were twice as high as previously.

Overview of insolvencies

Year of insolvency	2019	2018 ¹
Total insurable cases ²	414	397
of which out-of-court settlements	2	1
Beneficiaries (entitled) and pensioners ³	18.000	18.800

¹ The changes in the figures compared with the figures quoted in the 2018 Annual Report are due to the subsequent reporting of additional insolvencies occurring in the 2019 financial year and to the ongoing updating of information based on the subsequent receipt of reports on individual insolvencies containing more precise data.

² Including cases where insolvency is rejected due to a lack of assets and cases of complete termination of operations where bankruptcy proceedings are not considered due to an obvious lack of assets.

³ Including retransfers in the context of an insolvency plan and rejected cases.

Insured entitlements and insured pensioners

The PSVaG insures benefits (entitlements) that are not yet due, makes capital payments and pays settlements to persons entitled to benefits, and insures pensions that have fallen due, thereby discharging the debt, with a consortium of 49 life insurers.

The number of insured beneficiaries (entitled) and pensioners has fallen slightly.

Beneficiaries

	Beneficiaries (entitled)	Pensioners
As at 31 Dec. 2018	203,400	488,100
New additions due to insolvencies in 2019	13,700	4,200
Other additions	800	9,600
Exits	14,800	25,000
As at 31 Dec. 2019	203,100	476,900
of which insured with the Consortium		472,000

“Other additions” of pensioners and “Exits” of beneficiaries (entitled) include 6,800 beneficiaries who were insured with the Consortium in 2019 due to them drawing a pension for the first time. “Exits” of beneficiaries (entitled) also include one-off payments, settlements, retransfers and rejected cases. Decreases in the number of pensioners are generally due to a pension no longer being drawn following the death of the beneficiary.

Number of processed and outstanding cases

During the financial year the PSVaG conclusively audited the basis for and amount of any benefit obligation for 21,800 beneficiaries (entitled) and pensioners, while also increasing the current pension already being paid due to an insolvency-protected adjustment clause or providing follow-up insurance for other reasons in a total of 11,500 cases.

The following table provides details of the number of outstanding cases and how these have progressed:

Outstanding cases

	Beneficiaries (entitled)	Pensioners ¹
As at 31 Dec. 2018	18,300	3,700
Additions	14,500	13,800
Exits due to processing	8,800	13,000
Exits due to other form of settlement	700	1,300
As at 31 Dec. 2019	23,300	3,200

In 2019 there were 24,100 beneficiaries who received benefits directly from the PSVaG or who had new insurance cover taken out with the Consortium or their cover increased.

In order to minimise interruptions in benefit payments upon insolvency, highest priority is given to the timely processing of pension claims once the insolvency is reported. This means that the PSVaG

¹ Pensioners on occurrence of claim and conversions; excluding dynamic increases

frequently begins its process before the insolvency proceedings have officially begun.

The number of outstanding beneficiaries (entitled) from the insolvency years up to and including 2017 declined from 10,700 as at 31 December 2018 to 5,500 as at 31 December 2019.

Benefits paid

In 2019 the PSVaG paid out direct benefits to beneficiaries totalling € 51 million. The Consortium paid out an additional € 910 million.

Claim volume

The total claim volume was € 1,188 million and corresponds to the expenditure for insurance benefits as reported in the Income Statement.

The year-on-year increase is mainly attributable to a significant rise in the average expenses per beneficiary during the financial year.

The PSVaG's involvement in insolvency proceedings

The PSVaG is regularly one of the largest creditors in insolvency proceedings due to the statutory subrogation of claims from the occupational pension provision that it insures. Particularly in economically significant cases, it is therefore involved in the work of the creditor representation body established by law (General Creditor Assembly and, where applicable, the Creditor Committee). The resulting close cooperation with insolvency executors and trustees is also conducive to the fulfilment of the tasks for which the PSVaG is responsible.

The PSVaG posted income of € 197 million in 2019 from insolvency quota payments, transferred relief fund assets and other claims.

Dividends from the Consortium

With regard to insurance agreements concluded in the past, the Consortium transferred dividends of € 167 million including interest to the PSVaG in 2019 for the 2018 financial year. This was posted to income in 2019.

Pension expenses for future claims

In order to reduce contributions for 2020, € 114 million was allocated to the provision for rebates. € 146 million was transferred to the compensation fund with € 18 million allocated to the loss reserve.

Administrative and other costs

Administrative and other costs in 2019 totalled € 30 million. As well as the costs relating to the processing of benefits, this figure also includes expenses in connection with membership administration, participation in insolvency proceedings and overall operations.

The PSVaG's and the Consortium's cover funds

To cover its obligation arising up until 31 December 2019, the PSVaG allocated a total of € 4.0 billion to the provision for outstanding insurance claims and to contributions carried forward. This provision contains the present value of the projected benefit obligation pursuant to Section 10, para. 2 of BetrAVG, which is € 3.6 billion.

This present value was calculated using the 2018 G Heubeck guide tables with the statutory base accounting interest rates.

The interest rate on which the calculation of entitlement is based depends on the year of insolvency.

Present value of the insured entitlements in € millions by year of insolvency

Year of insolvency	Base accounting interest rate	Present value
up to 2006	3.67%	729
2007 – 2011	3.00%	1,087
2012 – 2014	2.33%	630
2015 – 2016	1.67%	322
2017 – 2019	1.20%	843
Total		3,611

The average interest rate for the insured entitlements, weighted according to present value, is 2.49%.

A total of € 3.4 billion has been allocated to the provision for rebates, compensation fund and loss reserve.

As at December 2019 the Consortium had created provisions in the anticipated amount of € 12.1 billion for the insurance agreements concluded by the PSVaG. We expect the insurers to continue to generate dividends on these provisions over the coming years, which will be paid out to the PSVaG and help to reduce the future level of membership contributions.

Our membership

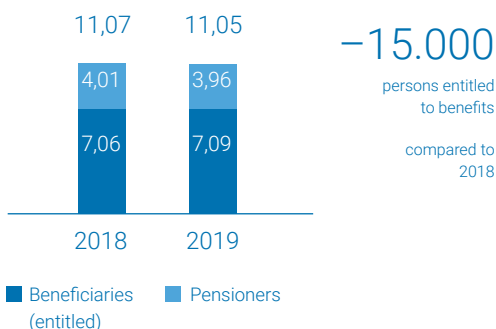
Number of members

The PSVaG had 95,250 members as at 31 December 2019, an increase of 150 on the previous year. This rise is the net result of 3,000 new memberships and the termination of 2,850 memberships. New memberships arose as a result of pension entitlements that became vested, the payment of a pension for the first time, or as a result of a company split or spin-off. Memberships ended on account of mergers and insolvencies, and in cases in which all of the benefit obligations had been fulfilled or had expired.

Number of persons entitled to benefits covered by insolvency insurance

Our members reported 11.05 million persons with entitlement to benefits in 2019, 15,000 fewer than in the previous year. Employees who received several pension commitments through various schemes or from several employees were possibly counted more than once.

Persons entitled to benefits and covered by insolvency insurance in millions



Breakdown of the contribution assessment bases

The breakdown of the total contribution assessment base by type of scheme for the years 2009 (totalling € 285 billion) and 2019 (totalling € 348 billion) shows a slight shift in favour of direct pension commitments and pension fund commitments, which have been subject to insolvency insurance since 2002.

Shares of the individual pension schemes in %

	2019	2009
Direct pension commitments	87.8	86.1
Pension relief funds	10.6	13.0
Pension fund commitments	1.5	0.8
Revocable direct policies or direct policies presented as security	0.1	0.1

Stratification of contribution assessment bases

The membership of the PSVaG remains very heterogeneous. More than half of member companies report a contribution assessment base of below € 100,000. Overall, this layer of the membership pays 0.4% of total contributions. In contrast, the 5.6% of our members with the highest reported contribution assessment bases pay more than 90% of total membership contributions.

Breakdown of membership by size category

Contribution assessment base in € millions	Percentage of members	Percentage of total contribution assessment base
up to 0.1	60.4	0.4
0.1 – 0.5	19.4	1.2
0.5 – 1.0	5.8	1.1
1.0 – 5.0	8.8	5.2
more than 5.0	5.6	92.1

A total of € 66.0 million was payable for the twelfth instalment due on 31 March 2019. A further 190 instalment payers took advantage of the option of voluntary early repayment in 2019, paying a total of € 2.3 million after deduction of the statutory discount. Some 10,300 employers remain who still owe annual instalments totalling € 64.7 million in the years 2020 and 2021.

Retroactive financing of “old claims” through one-off contributions

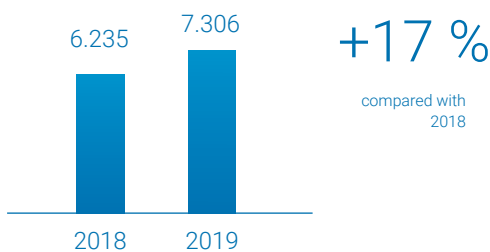
Beginning in 2007, “old claims” of € 2.2 billion, i.e. non-forfeitable entitlements from insolvencies up to and including 2005 that were insurable but had not yet been financed, were financed retroactively through a one-off contribution (cf. 2007 Annual Report). This one-off contribution, set at rate of 8.66%, is generally payable in 15 equal annual payments with instalments due on 31 March of each year from 2007 to 2021. Alternatively, all future instalments can be paid early as one lump sum on a voluntary basis, in which case interest is deducted from all future instalments at an accounting interest rate set one third higher than the rate applicable at the time of payment in accordance with Section 235, para. 1 no. 4 of VAG (since 2017: 1.2%).

Capital investments

Market and portfolio performance

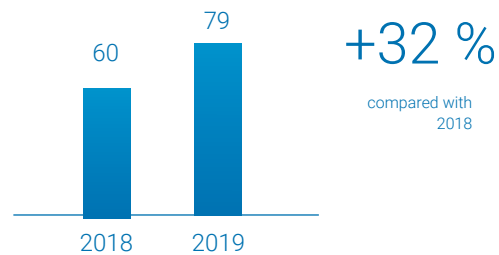
The reporting year was dominated by strong gains on the equity markets, declining risk premiums (spreads) and further falls in interest rates overall. Consequently, nearly all of the asset classes in which the PSVaG was invested performed well, particularly fund-based investments. In this context, the time-weighted performance of investments was +4.1%, with a net return of +1.25%.¹

Book value of capital investments in € millions



The book value of capital investments rose by € 1,086.1 million to total € 7,306.3 million (previous year: € 6,235.1 million), mainly due to contribution income. All capital investments measured at amortised cost were valued according to the strict principle of the lower of cost or market. Registered bonds, promissory notes and bank deposits were reported at their nominal value in the balance sheet. The alleviated principle of valuation at the lower of cost or market, which may be used as a discretionary practice, was not applied.

Income from capital investments in € millions



The net income from investments totalled € 79.3 million (previous year: € 60.1 million). This includes value readjustments of € 9.4 million and the dividend of € 15.0 million from the master fund, which more or less corresponds to the ordinary income for the year in the fund. The rise is mainly attributable to much lower depreciation and higher reversals of depreciation in the direct portfolio in response to further interest rate falls.

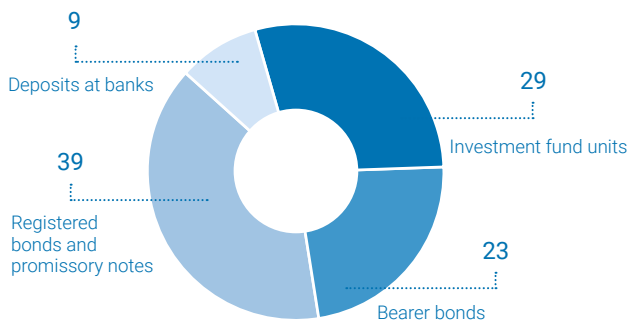
Capital investment structure

The PSVaG continues to pursue a conservative capital investment policy. Particularly with regard to the direct portfolio, and therefore in the case of bearer and registered bonds and promissory notes, issuers and issues with a high credit rating are always prioritised during investment decision-making. Investments in investment certificates relate predominantly to special funds (special alternative investment funds with fixed investment conditions), in which the PSVaG is the sole investor. Deposits at banks are largely required for the settlement of claims in future years and have corresponding maturity dates.

¹1.25% calculated on the basis of monthly averages;
1.1% on the basis of the GDV formula.

Given the low interest rate environment, now with predominantly negative rates for short-term investments, investment activity has been focused on fixed-term deposits and, repeatedly and significantly, on securities and promissory note loans with short maturities for the purposes of liquidity management. Money market funds have also been acquired for the direct portfolio on a significant scale. Monies that were not needed to settle claims were successively invested in the direct portfolio and investment funds.

Structure of capital investments in %



In total, € 1,370.3 million (book value) was invested in bonds for the direct portfolio during the reporting year. Contribution income at the year-end had mainly been allocated to relatively short maturities, followed by long maturities (more than seven years) and medium maturities (three to seven years). Securities with a value of € 472.7 million were redeemed by the issuers as planned, and securities worth a further € 45.0 million were sold early. A net amount (excluding reinvested dividends) of € 200.0 million was invested in funds, exclusively in institutional retail money market funds.

Investment strategy

Strategic asset allocation (SAA) forms the basis of investment management, and is regularly reviewed and updated. The focus is placed on a conservative risk/reward ratio. Capital investments are allocated on the basis of the time horizon for the corresponding obligations. Most investments are made in relation to the direct portfolio, with an investment horizon of between 1 and 11 years. In contrast, many fund investments have a longer investment horizon, serving to diversify the capital investment portfolio and also to increase the return potential.

The specific maturities of the fixed-income securities acquired for the direct portfolio are obtained from the ALM¹ calculations, which are based on the entitlements (cash flow matching). The securities in question are generally held until they mature (buy and hold strategy). This minimises the need for premature selling and thus avoids the transaction costs and risks created by potential price losses if securities have to be sold off early. A limit system is in place to limit the potential default risks. The direct portfolio exclusively comprises issues with an investment grade rating (average rating of AA-), with the aim of diversification across different regions and issuers.

¹ Asset Liability Management

Sustainability

When selecting issuers and issues for the direct portfolio, governance criteria were consistently observed. In addition, environmental and social factors were also given greater weighting in investment decisions and risk management during the reporting year. The PSVaG continue works to the best of our ability to make ongoing improvements to the information provided in this regard. With regard to indirect investments, it ensures that sustainability criteria is sensibly integrated into the respective actively pursued investment strategy. All asset managers commissioned by us have signed the UN Principles for Responsible Investment (UNPRI).

An explicit strategy for dealing with sustainability criteria in investments and risk controlling will be developed in 2020.

Employees

There was another increase in the number of PSVaG staff in 2019. Additional employees were needed to cope with growing requirements in the area of regulation in particular.

Number of employees

	2019	2018
Full-time	169	159
Part-time	70	63
Suspended employment ¹	12	15
Total	251	237
Effective no. of employees	215.6	201.3

¹Employees in the passive phase of semi-retirement, on parental leave or long-term sick leave.

Risk report

Fundamentals of risk management

The PSVaG follows an integrated approach to risk management. This is founded on the legal provisions of Sections 23 and 26 of the Insurance Supervision Act (VAG) and on supervisory rules, particularly Circular R 3/2009 of the Federal Financial Supervisory Authority (BaFin) entitled "Minimum Requirements for Risk Management (MaRisk VA)". Pursuant to Section 91, para. 2 of the Joint Stock Companies Act (AktG), the Board of Management is also obliged to "implement appropriate measures, particularly a monitoring system, to ensure that any developments that could endanger the company's continued existence are detected at an early stage". By presenting this report the PSVaG is meeting its obligation to report on the essential risks associated with its anticipated development (Section 289, para. 1 of the German Commercial Code, HGB).

Risk management system

The PSVaG has provided detailed descriptions of its commercial and risk strategy, its structures and workflows, and its risk management system in the form of a risk manual. The risk manual and the risk management system were completely revised and restructured in the year under review. It is the heads of department who are responsible for identifying and assessing risk, with each individual risk that is identified being documented in a separate risk description. Where necessary, the risk manual is updated accordingly. The heads of department are also responsible for proposing ways of minimising risk and for implementing appropriate risk control measures. Those risks that have been identified and evaluated in advance by the risk managers are discussed and assessed by the Board of Manage-

ment and heads of department at regular meetings. Additionally, a risk inventory is drawn up quarterly in order to record and assess all of the risks that could impact on the PSVaG.

It is therefore the Board of Management that holds responsibility for overall risk management and that ultimately must define the PSVaG's commercial and risk strategy.

The PSVaG has a compliance coordinator who provides support with proper business organisation, thereby guaranteeing compliance with statutory and regulatory requirements.

In order to achieve its security goals in terms of information risk management, the PSVaG maintains an information security management system and has its own information security officer.

Risks of future development

Actuarial practice

The financing procedure forms the central pillar of insolvency protection for occupational pension schemes. The contribution-based system basically excludes any actuarial risks. No individual equivalence principle is applied when setting the contribution level. Every member pays the proportion of claim expenses for a financial year that corresponds to the amount of that member's own occupational pension provision as a proportion of the total occupational pension provision reported under the solvency scheme.

Furthermore, the financing procedure means that other risks are also easier to control as it is not just

claim expenses that are taken into account when setting the contribution rate but rather all operational expenses not covered by other forms of income. Specifically, this means: the total contributions for a given financial year correspond to the balance of all income and expense items for that same financial year. Higher income, from investments for example, reduces the level of contributions due from our members.

The contribution calculation involves determining the contribution rate for the members by means of which balanced annual financial statements can be prepared at the financial year-end. It is based on the total income earned and expenses incurred up to the date of the calculation plus an extrapolated figure for the period until the year-end. The calculation system used is basically the same system that has been in place since the PSVaG was first created, and it has a proven track record.

There is still the risk, however, that the assumptions used when setting the contribution rate could turn out to be incorrect. They could be higher or lower than the financing requirement for the financial year. This is why the calculation system is constantly being reviewed and updated in order to avoid any shortfall.

Investment

The investments are used to fulfil pension obligations and to cover the compensation fund with the aim of securing in good time the liquid assets needed to settle claims and reducing contribution peaks. Consequently, it is of the utmost importance that the assets can be liquidated and that they retain their value. The investments are therefore conservatively geared towards the obligations. Management of the investments takes account of the asset/liabil-

ity management stipulations in the strategic asset allocation, which is reviewed regularly and at least once per year, and adjusted where necessary.

The PSVaG has a modern and effective investment risk management system in place with which the risks of future development can be detected early and managed. As well as being used to detect negative developments in investments, the essential purpose of the system is to provide information using its control and early warning elements such that the PSVaG's risk-bearing capacity can be guaranteed.

With regard to risk management, the PSVaG complies with both the regulatory requirements and its own more restrictive internal rules.

The essential risks relating to investments comprise:

- Market risk (unfavourable interest rate, price or exchange rate developments)
- Default risk (credit rating risk)
- Concentration risk (risk of strongly correlating risks that increase default risk)
- Liquidity risk

Such risks are countered by ensuring that the composition of the assets and the investment process comply with the investment rules defined in the VAG and, additionally, are governed by internal investment guidelines.

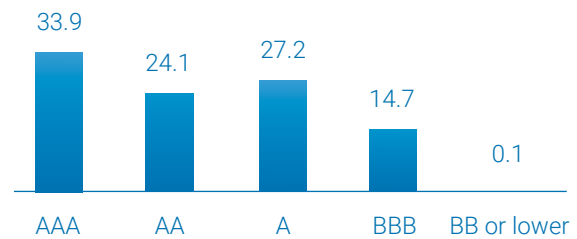
In order to evaluate concentration risk, the PSVaG has defined the following categories:

Direct portfolio according to debtor category in %

	2019
Savings banks and regional banks	29.9
Private banks	14.9
Volksbank and Raiffeisen cooperatives	13.2
Companies	15.6
Credit institution (guaranteed)	9.2
Federal Länder	6.6
Local authorities	2.6
Public-law corporations and institutions	2.0
State	0.6
Money market funds	5.4

As a result of the high level of investment in fixed-income papers, the investment portfolio is subject to the risk of changing interest rates. The interest rate sensitivity (modified duration) of the investments is 3.8%. The concentration of market risks is reduced by mixing and diversifying the investments. Exposure to individual issuers is limited by means of a system of limits and threshold values. No issuers account for exposure of more than 5% of the total amount of all investments. The selection of individual stocks is always based in the first instance on good issuer quality. Issuers in the direct portfolio are reviewed on a continuous basis. New investments in the direct portfolio all have at least an investment grade rating, The average rating in the direct portfolio is AA-.

Breakdown of ratings in the direct portfolio in %



The PSVaG holds two special funds (special AIF with fixed investment conditions). While the master fund comprises risk-controlled, reward-focused investments in riskier assets than the direct portfolio, investments in the liquidity fund are designed to be easily accessible and only subject to minor price and default risks. The special funds are therefore used to achieve a more strongly diversified investment base.

The Board of Management and Supervisory Board are briefed monthly/quarterly on the current risk situation by the risk controlling department. The responsible board member is briefed weekly. In the event of any new risks or a significant change in the risk situation, the Board of Management is briefed on an ad hoc basis.

Operational risks

The PSVaG has set up an internal control system (ICS) for the systematic identification of operational risks and incorporation of control measures. The responsible departments control and monitor operational risks. Contingency plans, access controls, and signature and authorisation rules reduce the likelihood of a risk occurring and lower the potential damage in the event that it does.

Electronic data processing is one of the main risk focuses. System availability in 2019 was in excess of 99.5%. The system for data backups means that business operations can be restored within a very short space of time even in the event of a total data loss. Data is held redundantly with physical separation and is organised in such a way that there is no possibility of a data loss impacting on the proper operation of business processes. The PSVaG has a hierarchical system of powers, duties and controls to protect against erroneous or malicious acts. Detailed organisational documents and appropriate technical measures are in place with regard to business processes. This system is consistently being developed further and, from an organisational perspective, is favoured by the fact that the commercial premises and all staff are located at one site in the same building.

The risks arising from insurance undertakings' growing reliance on information technology are creating ever rising costs for these undertakings.

In its Circular entitled "Supervisory Requirements for IT in Insurance Undertakings" (VAIT), BaFin provides binding interpretations of the legal requirements in 70 points. The PSVaG has implemented all of these requirements and therefore considers itself well placed in relation to the risks and future requirements.

Potential compliance risks or risks of legal change in relation to compliance with or the implementation of laws, legal provisions, regulatory requirements or ethical/moral standards, as well as internal rules and regulations, are monitored on an ongoing basis.

During the year under review the Federal Labour and Social Affairs Ministry launched a legislative initiative to extend the statutory insolvency protection provided by the PSVaG. One area being discussed is protection of pension entitlement under employment law in those cases in which a pension fund (Pensionskasse) that is not insured under a protection scheme cuts benefits with BaFin's consent, resulting in the need for the employer to make up the shortfall but where the employer is unable to do so as a result of insolvency. The implementation of the new law would mean a considerable expansion in the scope of protection and in the PSVaG's remit. PSVaG has launched a project to implement the new requirements in timely manner.

There is a general risk that legal decisions made in individual cases will also apply to other areas of the PSVaG and could be overlooked. In order to avoid this risk, legal cases are assessed for their wider applicability and regularly discussed between the individual departments and the legal department.

The PSVaG is increasingly suffering from a lack of skilled personnel, pushing up the costs associated with recruitment and professional development, and therefore resulting in higher administrative costs generally.

Large-scale claims result in a significant short-term increase in workload. Although the PSVaG reacts flexibly to peaks in its workload, there is the risk that it will become more difficult for it to fulfil its statutory remit properly and on time. For example, the

corona pandemic could lead to a sharp increase in the workload of PSVaG. In such a case, the PSVaG would have to postpone the fulfilment of some tasks.

Summary of the risk situation

The possible expansion of statutory insolvency cover so that persons with entitlement to a pension from a pension fund acquired under employment law would be protected if their employer became insolvent represents a new risk for the PSVaG, as the related organisational conditions would potentially have to be created at short notice. There were no significant changes to risks compared with the previous year. There were no developments detected that would jeopardise the PSVaG's continued existence.

Opportunities and aims for 2020

The PSVaG fulfils a statutory remit and does not pursue any economic objective. Opportunities can therefore only exist insofar as this remit can be performed better, in other words more quickly or favourably, or with a higher level of quality by the PSVaG.

The PSVaG continues to work intensively on the issue of digitalisation, striving to digitise its business processes through the ongoing standardisation and automation of its workflows. This is creating a foundation upon which the PSVaG can

optimise its internal processes and organise them more efficiently. In turn, this means that the service provided to members, persons entitled to benefits and external partners can be improved. Digital communication has a key role to play in this regard. The use of state-of-the-art digital communication tools provides opportunities for better performance of the statutory remit. The PSVaG attempts to realise these opportunities by driving forward the digitalisation of communication internally but also externally in terms of its relationship with members, insolvency executors and beneficiaries.

The PSVaG can fulfil its remit more favourably if it makes optimal use of potential sources of income. This is why, after ensuring security and liquidity, achieving a return is an investment aim pursued by the PSVaG. Furthermore, the contribution burden on members is lower if the PSVaG is able to increase its income pursuant to Section 9 of BetrAVG or to reduce the burden of benefit obligations by transferring reinsurance in a debt-relieving way pursuant to Section 8, para. 3 of BetrAVG. The PSVaG strives to enforce its rights in insolvency cases. Where the legal situation is unclear, it seeks economically sound solutions or resolves issues through legal channels. This also helps to ease the burden on members. With regard to insolvency proceedings that have not yet been concluded, the PSVaG has asserted claims in the amount of € 5.9 billion.

Forecast and outlook

Economic outlook

The level of claims during the first few weeks of 2020 indicates that there will be considerably more claims, at least during the first six months of the year, than over the same period of 2019. It is not currently possible to provide a forecast on how the situation will develop given the unknown consequences of the coronavirus pandemic. It is very difficult to reliably predict the claims volume and contribution level on the basis of the general level of insolvencies given that the type and quality of the member companies' occupational old-age pension provision can vary greatly. Consequently, insolvency insurance for occupational old-age pension commitments is highly dependent on individual events, with the result that no reliable estimate of claim volumes can be provided at this time. Individual relatively large-scale claim events can therefore have a direct impact and push up contributions. Even if the number of insolvencies in 2020 is only slightly higher than in the previous year, it is possible that the volume of claims could be considerably higher for the PSVaG than in 2019.

A forecast regarding the development of the contribution rate for the current financial year is generally made in the middle of the year, with the member organisations being notified by means of a circular.

Dividends from the Consortium for the PSVaG have a direct impact on contribution rates, and these have already been considerably lower in 2020 than in 2019. Looking to the 2020 financial year, we expect the dividends from the Consortium to again be down on the previous year's level, meaning that the effect in terms of lowering the contribution is anticipated to be lower by 0.1%.

The market environment remains a challenge as far as investments are concerned. We continue to expect prices and yields to fluctuate strongly in the coming year. We do not expect interest rates to rise. Our cash flow matching strategy will generally be maintained. Net income from investments in the coming year is likely to be down on 2019 levels due to interest rates remaining low.

Meanwhile, operating expenses will be higher than during the reporting year as a result of foreseeable legislative initiatives. This will have a minimal impact on the contribution rate, however.

Given the favourable development of claims over recent years, we expect income pursuant to Section 9 of BetrAVG to fall over the coming years. This income relates to claims registered by the PSVaG in insolvency cases and therefore to claim events in earlier years.

By taking advantage of the comparatively low volume of claims in earlier years, we have been able to build up the compensation fund over the past few years, reaching the target level by allocating large amounts. Consequently, it is likely that further allocations will not be required.

| Annual Financial Statements

Annual Balance Sheet as at 31 December 2019	32
Income Statement for the period from 1 January 2019 to 31 December 2019	34

Annual balance sheet as at 31 December 2019

Assets in €

	Note	2019	2018
A. Intangible assets	①	176,394.50	208,171.35
B. Investments	②		
Other financial investments			
1. Shares, units or shares in investment funds and other variable-yield securities		2,133,664,384.54	1,918,419,294.34
2. Bearer bonds and other fixed-income securities		1,687,153,514.20	1,464,000,873.37
3. Other loan receivables			
a) Registered bonds		1,711,000,000.00	1,830,000,000.00
b) Promissory notes and loans		1,104,027,293.97	852,639,621.55
4. Bank deposits		670,500,000.00	170,000,000.00
		7,306,345,192.71	6,235,059,789.26
C. Receivables			
I. Accounts receivable on direct written insurance business from policyholders	③	82,104,317.70	94,572,435.27
II. Other receivables	④	47,510.89	97,133.43
		82,151,828.59	94,669,568.70
D. Other assets			
I. Tangible assets and stocks (inventories)	⑤	954,951.16	1,340,198.77
II. Cash at bank in current accounts, cheques and cash in hand	⑥	74,787,536.70	131,459,186.48
		75,742,487.86	132,799,385.25
E. Accruals and deferrals			
I. Accrued interest and rent	⑦	28,960,310.98	27,961,122.54
II. Other prepayments and accrued income	⑧	18,913,463.02	20,191,734.09
		47,873,774.00	48,152,856.63
Total assets		7,512,289,677.66	6,510,889,771.19

Liabilities in €

	Note	2019	2018
A. Capital and reserves			
Revenue reserves Loss reserve pursuant to Section 193 of VAG	⑨	173,270,000.00	155,210,000.00
B. Technical provisions			
Contributions carried forward	⑩	160,297,177.56	233,510,108.85
Provision for insurance claims outstanding	⑪	3,884,834,166.29	3,084,619,759.03
Provision for bonuses and rebates	⑫	113,833,233.46	8,614,222.41
Other technical provisions (compensation fund pursuant to Section 5, para. 2 of the Articles of Association)	⑬	3,132,000,000.00	2,986,050,000.00
		7,290,964,577.31	6,312,794,090.29
C. Provisions for other risks and charges			
Provisions for pensions and similar obligations	⑭	43,750,098.00	39,202,989.00
Other provisions	⑮	2,821,372.00	2,402,799.04
		46,571,470.00	41,605,788.04
D. Other liabilities			
Accounts payable on direct written insurance business to policyholders	⑯	705,802.28	597,887.86
Other liabilities, of which taxes: € 406,648.66 (2018: € 383,204.45)	⑰	708,046.83	630,499.14
		1,413,849.11	1,228,387.00
E. Accruals and deferrals	⑱	69,781.24	51,505.86
Total liabilities		7,512,289,677.66	6,510,889,771.19

Income statement

for the period from 1 January 2019 to 31 December 2019

Technical account in €

	Note	2019	2018
Earned premiums			
Premiums written	(19)	1,149,541,856.26	805,430,917.27
Change in contributions carried forward (release)	(20)	73,212,931.29	70,684,392.69
Amount released from the previous year's provision for rebates pursuant to Section 6 of the Articles of Association		8,614,222.41	15,655,487.40
		1,231,369,009.96	891,770,797.36
Other technical income	(21)	167,372,286.70	217,584,959.10
Expenses for insurance claims			
Payments for insurance claims	(22)	387,844,760.85	497,111,042.86
Change in provision for claims outstanding (allocation)	(23)	800,214,407.26	162,459,292.09
		1,188,059,168.11	659,570,334.95
Change in other technical provisions (allocation to compensation fund)	(24)	145,950,000.00	479,550,000.00
Expenses for bonuses and rebates	(25)	113,833,233.46	8,614,222.41
Operating expenses	(26)	9,657,323.33	8,983,616.13
Other technical expenses	(27)	60,048.73	90,815.41
Balance of the technical account		-58,818,476.97	-47,453,232.44

Non-technical account in €

	Note	2019	2018
Investment income			
Income from other investments	(28)	76,241,894.07	68,477,606.96
Income from value readjustments on investments	(29)	9,440,029.13	251,100.00
Gains on the realisation of investments	(30)	1,048,000.00	1,022,438.34
		86,729,923.20	69,751,145.30
Investment expenses and charges			
Investment management expenses, interest on borrowings and other investment-related expenses	(31)	2,246,175.50	2,111,576.69
Value adjustments on investments	(32)	4,315,912.88	7,420,431.53
Losses on the realisation of investments	(33)	821,398.49	73,910.00
		7,383,486.87	9,605,918.22
Other income	(34)	24,343.24	24,271.04
Other expenses	(35)	2,492,302.60	2,046,265.68
Profit for the year (operating profit from ordinary activities)		18,060,000.00	10,670,000.00
Transfers to revenue reserves loss reserve pursuant to Section 193 of VAG	(36)	18,060,000.00	10,670,000.00
Balance sheet profit/balance sheet loss		0.00	0.00

| Notes

10-year overview	38
Members of the Consortium for the PSVaG	39
Contact details	41

10-year overview

Overview of the development of the Pensionssicherungsverein from 2010 to 2019

Financial year	2010	2011	2012	2013	2014	2015	2016	2017	2018	2019
No. of members as at 31 Dec. ²	83,322	90,740	93,031	93,765	94,034	94,078	94,482	94,795	95,100	95,250
Contribution rate in %	1.9	1.9	3.0	1.7	1.3	2.4	0.0	2.0	2.1	3.1
Contribution assessment base in € billions	289	295	304	312	320	327	333	339	345	348
Total contributions in € millions	549.2	569.3	916.8	544.2	419.2	787.0	2.0	678.5	736.5	1,081.2
No. of insurable cases	679	616	670	746	597	515	458	468	397	414
Volume of claims in € millions	648.7	626.1	1,264.8	780.7	398.6	862.0	506.8	659.1	659.6	1,188.1
No. of benefit recipients reported	9,434	7,188	17,382	12,147	4,192	8,564	5,023	5,300	8,300	4,200
No. of beneficiaries reported with non-forfeitable entitlement	11,346	11,619	24,870	15,939	6,874	10,116	8,890	9,800	10,500	13,700
Total assets in € millions as at 31 Dec.	3,795.6	3,567.3	4,097.5	4,783.8	5,001.2	5,510.8	5,355.3	5,930.6	6,510.9	7,512.3
Investments in € millions as at 31 Dec.	3,568.5	3,296.0	3,745.8	4,436.1	4,853.3	5,248.3	5,292.1	5,619.7	6,235.1	7,306.3
Compensation fund in € millions as at 31 Dec.	992.5	1,080.7	1,164.1	1,238.3	1,798.3	1,962.0	1,998.0	2,506.5	2,986.1	3,132.0
No. of PSVaG employees ³	190	206	221	230	232	228	226	228	237	251

¹ An overview of all financial years since 1975 is available on the PSVaG website.

² Including insured non-members. These comprised three employers as at 31 Dec. 2019.

³ Average no. of employees including part-time employees or those whose employment has been suspended (parental leave, semi-retirement) – cf. page 25

Members of the Consortium for the PSVaG

As at 31 December 2019, the following 49 life insurance companies were members of the Consortium for the PSVaG with Allianz Lebensversicherungs-Aktiengesellschaft, Stuttgart, as the executive insurer:

Life insurance undertaking	Sponsoring share
AachenMünchener Lebensversicherung AG	2.7 %
Allianz Lebensversicherungs-Aktiengesellschaft	16.8 %
Alte Leipziger Lebensversicherung auf Gegenseitigkeit	2.5 %
Athora Lebensversicherung Aktiengesellschaft	2.0 %
AXA Lebensversicherung Aktiengesellschaft	8.1 %
Barmenia Lebensversicherung a.G.	0.7 %
Basler Lebensversicherungs-Aktiengesellschaft	2.0 %
Bayerische Beamten Lebensversicherung a.G.	1.2 %
Bayern-Versicherung Lebensversicherung Aktiengesellschaft	2.2 %
Concordia oeco Lebensversicherungs-AG	0.1 %
Condor Lebensversicherungs-Aktiengesellschaft	0.5 %
Continental Lebensversicherung AG	0.4 %
COSMOS Lebensversicherungs-Aktiengesellschaft	0.2 %
ERGO Lebensversicherung Aktiengesellschaft	10.2 %
Frankfurter Lebensversicherung AG	0.7 %
Frankfurt Münchener Lebensversicherung AG	0.6 %
Gothaer Lebensversicherung Aktiengesellschaft	2.7 %
Hannoversche Lebensversicherung AG	0.7 %
HanseMercur Lebensversicherung AG	0.5 %
HDI Lebensversicherung AG	4.2 %
HUK-COBURG-Lebensversicherung AG	0.1 %
IDEAL Lebensversicherung a.G.	0.3 %
INTER Lebensversicherung AG	0.3 %
Landeslebenshilfe V.V.a.G.	0.1 %
Lebensversicherung von 1871 auf Gegenseitigkeit München	0.3 %

Life insurance undertaking	Sponsoring share
LVM Lebensversicherungs-AG	0.1%
Mecklenburgische Lebensversicherungs-Aktiengesellschaft	0.1%
MÜNCHENER VEREIN Lebensversicherung AG	0.3%
neue leben Lebensversicherung Aktiengesellschaft	0.1%
Nürnberger Lebensversicherung AG	3.1%
Öffentliche Lebensversicherung Berlin Brandenburg Aktiengesellschaft	0.1%
Öffentliche Lebensversicherung Braunschweig	0.2%
Öffentliche Lebensversicherungsanstalt Oldenburg	0.1%
Provinzial Lebensversicherung Hannover	0.6%
Provinzial NordWest Lebensversicherung Aktiengesellschaft	1.2%
Provinzial Rheinland Lebensversicherung AG Die Versicherung der Sparkassen	1.4%
Proxalto Lebensversicherung Aktiengesellschaft	9.5%
R+V LEBENSVERSICHERUNG AKTIENGESELLSCHAFT	2.8%
RheinLand Lebensversicherung Aktiengesellschaft	0.2%
Saarland Lebensversicherung Aktiengesellschaft	0.1%
SIGNAL IDUNA Lebensversicherung a.G.	3.9%
Stuttgarter Lebensversicherung a.G.	0.7%
SV Sparkassenversicherung Lebensversicherung Aktiengesellschaft	2.0%
Swiss Life AG, Niederlassung für Deutschland	1.0%
Versicherer im Raum der Kirchen Lebensversicherung AG	0.2%
VOLKSWOHL-BUND Lebensversicherung a.G.	0.8%
Württembergische Lebensversicherung Aktiengesellschaft	5.0%
WWK Lebensversicherung auf Gegenseitigkeit	1.2%
Zürich Deutscher Herold Lebensversicherung Aktiengesellschaft	5.2%

Contact details

Address:

Pensionssicherungsverein
Versicherungsverein auf Gegenseitigkeit
Bahnstrasse 6
50996 Cologne (Rodenkirchen), Germany

Tel.: +49 221 93659 0

e-mail: info@psvag.de

Internet: www.psvag.de

Our Annual Report can be downloaded from our website in German and English. Also available (in German) are the Articles of Association and the General Terms and Conditions of Insolvency Insurance for Corporate Old-Age Pensions (AIB), as well as the most recent versions of all information leaflets.

Published by

Pensionssicherungsverein
Versicherungsverein auf Gegenseitigkeit Bahnstraße 6
50996 Cologne (Rodenkirchen), Germany

Registered office: Cologne

Register court: Cologne Local Court HRB 6821

PSVaG

Insolvenzversicherung
der Betriebsrenten